

# SBI'S JOURNEY THROUGH NUMBERS

**45.92** cr.  
Customers

Market Share  
**23.29%**  
Deposits

Market Share  
**19.77%**  
Advances

**22,219**  
Total branches

**71,968**  
BC Outlets

**13.19%**  
Market Share in no. of POS

**93%**  
Share of Transactions on  
Alternate Channels

**29.23%**  
Market Share in Debit  
Card Spends

**16.23** cr.  
Financial Inclusion  
Accounts

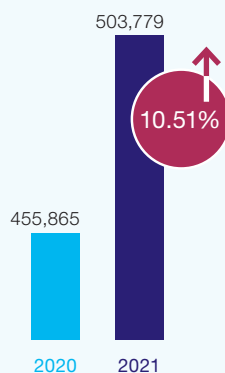
**₹2,52,470**  
Cr.  
Financial Inclusion  
Transaction Amount

**62,617**  
Pan-India ATMs & ADWMs  
(Automated Deposit &  
Withdrawal Machines  
CDMs & Recyclers

**58.78** cr.  
Financial Inclusion  
Transactions Through  
BC Channel

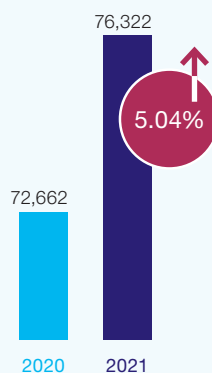
## Home Loans

(₹ Crore)



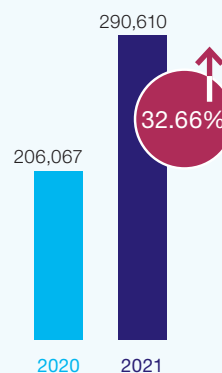
## Auto Loans

(₹ Crore)



## Other Personal Loans

(₹ Crore)



## Domestic Net Interest Margin

